



ZAMFARA STATE  
GOVERNMENT

# Zamfara State Citizens' Budget

**2025**



BUDGET HOUSE  
ZAMFARA STATE





## What is a Citizens' Budget?

A Citizens' Budget is a simplified version of the government's budget, designed to be easily understood by everyone, regardless of their education or financial background. It helps citizens who may not have technical knowledge about budgets to understand how public funds are planned and spent.

While the Citizens' Budget is created for the people, it also benefits the government by improving public awareness and making budget information more transparent. It allows the government to share its plans and priorities with a wide audience in a clear and accessible way.

## Economic Assumptions Underlying the Budget

The 2025 budget is based on key economic assumptions, including an oil price benchmark of \$80 per barrel. The Gross Domestic Product (GDP) is expected to grow from 3.3% in 2024 to 3.5% in 2025, reflecting a steady economic expansion. Crude oil production is projected to increase from 1.42 Mbps in 2024 to 2.06 Mbps, which is expected to stabilize the economy and strengthen the naira against the dollar. The inflation rate is anticipated to decline slightly from 33.2% in December 2024 to 30% by the end of 2025. Meanwhile, the exchange rate is predicted to reach 1,600 naira per dollar, influenced by both domestic and global economic conditions.

## Key allocations in the 2025 budget include

The 2025 Zamfara State budget is set at ₦546.01 billion, representing a 28% increase from the ₦426.56 billion allocated in 2024. This growth reflects the government's commitment to addressing key development needs in the state.



**₦64.12 billion (11%)**

for the Ministry of Health to improve healthcare services.



**₦79.66 billion (14%)**

for the education sector to enhance learning opportunities.



**₦32.29 billion (6%)**

for security, ensuring the safety and well-being of citizens.

Over the past 18 months, Zamfara State has seen impressive revenue growth of 240.44%, moving up from 36th to 26th place in Nigeria's Internally Generated Revenue (IGR) rankings.

Just like in 2024, the 2025 budget prioritizes capital projects over recurrent expenses, ensuring that resources are distributed fairly and used to build a strong foundation for long-term development.

## The Budget Process

What is a Budget?

A budget is the government's financial plan for the year. It outlines the expected revenues (income)—which come from sources like Internally Generated Revenue (IGR), dedicated revenue, investment income, capital receipts, and federal transfers—as well as the planned expenditures (spending) on salaries, overhead costs, capital projects, and debt repayment.



# The Budget Cycle

The budget process follows a structured cycle, ensuring that government resources are effectively planned, approved, and utilized. The main stages include:

complete, the final budget is passed into law and signed by the Executive Governor, making it the official financial plan for the year.

## 1. Budget Preparation

The budget process starts with budget planning by the Ministry of Budget and Economic Planning. This ministry sends out a call circular to Ministries, Departments, and Agencies (MDAs), instructing them on how to prepare and submit their budget estimates. Each MDA must align its budget proposal with the government's priorities and available resources.

Once the estimates are submitted, the Ministry of Budget and Economic Planning prepares a draft budget after analyzing the macroeconomic context, which includes projected government revenue, economic conditions, and spending ceilings for different sectors. This stage can take several months, depending on the contributions of different ministries.

## 2. Budget Review and Approval

After the executive finalizes the draft budget, it is presented to the Zamfara State House of Assembly for review and approval. During this stage, lawmakers carefully examine the proposed budget to ensure it aligns with the state's development priorities. They engage in debates on the allocations to different sectors, discussing whether the proposed funding is adequate and appropriate. If necessary, adjustments are made to reflect public needs and current economic realities. Once the review process is

## 3. Budget Execution

Once the budget is approved, the government begins spending funds according to the allocated amounts. At this stage, ministries and agencies implement projects and programs as planned in the budget, ensuring that resources are directed toward their intended purposes. If unforeseen circumstances arise, such as emergencies or economic fluctuations, the government may make necessary adjustments to the budget to address these challenges. Throughout the implementation process, transparency and accountability mechanisms are in place to ensure that public funds are managed efficiently and effectively.

## 4. Budget Monitoring and Evaluation

To ensure the effective use of public funds, the implementation of the budget is monitored throughout the year. This process involves regular reporting on how funds are being spent, allowing for transparency and accountability in financial management. Additionally, performance evaluations are conducted to assess whether projects and programs are meeting their intended targets. If necessary, budget revisions may be made to address emerging challenges and ensure that resources are allocated efficiently to meet the state's evolving needs.




## Revenue Collection

The revenue projections for 2025 are based on economic indicators and strategic reforms aimed at improving financial stability. The state expects to generate a recurrent revenue of ₦256,014,575,000, while capital revenue is projected to reach ₦289,000,000,000. These projections reflect the government's commitment to strengthening revenue collection and ensuring sustainable funding for developmental projects.

## Priorities in Allocation and Spending

The government has carefully planned how to allocate and spend resources in a way that meets the needs of the people. A total of ₦151,680,000,000, which is 28% of the entire budget, has been set aside for recurrent expenditure. This portion of the budget will cover essential ongoing costs, such as salaries for government workers, including the recent increase in the minimum wage to ₦70,000, as well as pensions, gratuities, and provisions for new employees. Additionally, funds have been allocated to other recurring expenses and debt payments to ensure that government operations run smoothly and without interruption. The larger share of the budget, 72%, amounting to ₦393,394,575,000, is dedicated to capital expenditures. This funding will be used for development projects and infrastructure improvements that benefit the community and contribute to long-term growth.





## Sectoral Allocation and Information

The budget has been divided into different sectors to ensure that resources are distributed in a way that addresses the needs of the people and supports the growth of the state. A total of #113,855,094,440, which is 20.71% of the total budget, has been allocated to the Administration sector. This sector includes key areas of government operations such as religious affairs, information and culture, internal security and home affairs, assembly matters, civil service, cabinet affairs, and general services. These areas are essential for the day-to-day functioning of the government and the delivery of public services.

The Economic sector, which includes Agriculture, Commerce, Industries and Tourism, Infrastructure, Housing and Urban Development, Budget and Planning, and Finance, has been allocated #253,239,622,000. This amounts to 46.46% of the total budget and reflects the government's focus on driving economic growth, creating jobs, and improving infrastructure to benefit citizens and businesses alike.

The Social sector, which covers Education, Health, Youth and Sports Development, Environment, and Natural Resources, has been allocated #170,164,398,560, representing 31.22% of the budget. Within this sector, Education and Health receive the highest allocations, with 14.62% and 11.77% respectively, as they are considered the most critical areas for the well-being and development of the people.

Lastly, the Law and Justice sector has been allocated #8,755,460,000. This funding will support the legal system and ensure that justice is accessible to all citizens, maintaining law and order across the state.

These allocations demonstrate the government's commitment to balancing immediate needs with long-term development goals.

# Targeted Programs

Completion of Gusau International Airport.

Provision of a dual-carriage access road to the airport.

Construction of a new Ultra-modern Central Motor Park in the state capital.  
Modernization of the Gusau market.

Completion, renovation, remodelling, and equipping of the Yeriman Bakura Specialist Hospital, Gusau and General Hospital, Talata Mafara.

Procurement of Security Equipment

Establishment of Modern Diagnostic Centres

Rural Electrification in Various Communities

Upgrade and Modernization of Gusau Water Treatment Plant

Construction of Zamfara State Sports Complex,

Establishment of Teachers' Training Institute,

Supply of Medical Equipment for various Hospitals in the State,

Provision of Boreholes in Rural Areas,

Youth Empowerment and Skills Acquisition Programmes,

Modernization of State Secretariat Complex,

Rehabilitation of Government Schools Across the State,

Improvement in Agricultural Mechanization

Digital Transformation and ICT Development Initiatives,

Construction of 105km Road from Gusau to Dansadau

Rehabilitation of Gusau Metropolitan Roads,

Construction of Rural Roads and Drainages Across the State,

Construction of a 5-kilometre road at Unguwar Gwaza Housing Estate;





- ▶ Construction of a road from Abu Magaji Bridge to Zampoll, with a spur to Darul Hadith School,
- ▶ Construction of a road from Amazuma Filling Station opposite Prince International School to UBE Training Centre,
- ▶ Construction of a road from Tudun Wada Jumu'at Mosque to Fantabulous School, with a spur linking Sadiqu Sadik Road to Emirs' Lodge;
- ▶ Reconstruction of a road linking Daza-Gidan Dawa to Sokoto Road;
- ▶ Reconstruction of Kofar Jange to Anka Road,
- ▶ Reconstruction of Premier Road to Sadiqu Sadik Road;
- ▶ Construction of Danmarke-Kanoma Road;
- ▶ Completion of the 23-kilometre road project from Mallamawa-Zarumai-Bukuyyum, with a spur to Masamar Mudi,
- ▶ Construction of a road linking Damri, Aje Wargi, Dakko, Rafin Gero, Barayar Zaki, and Nasarawar Burkullu;
- ▶ Reconstruction of the 14-kilometre Lalan to Lalan Road in Gusau;
- ▶ Completion of the road connecting Emir's Palace Junction to Tankin Ruwa Roundabout and from Nasiha Chemist Roundabout to Central Police Station Roundabout,
- ▶ Construction of a 94.85-kilometre road linking Yandoton Daji, Doka, Yanwaren Daji, Hayin Alhaji, Bedi, Yankuzo, and Tsafe;
- ▶ Construction of a 53-kilometre road from Gusau to Jauri to Dogon Kade to Nasarawa Mailayi to Nasarawar Godel;
- ▶ Construction of a 126-kilometre road from Magami to Dangulbi to Dankurmi to Bagega to Anka; xix. Construction of Gwalli Bridge;
- ▶ Construction of a road from Bukuyyum to Birnin Zauma to Gummi;
- ▶ Construction of a 19-kilometre road from Maberaya to Badarawa to Kware to Kurya to Tungar Kado;



- ▶ Construction of a road linking Maradun to Makera;
- ▶ Construction of a road linking Maradun to Magami to Faru,
- ▶ Construction of a road linking Maru with Lugga for ₦2 billion;
- ▶ Construction of a road linking Zurmi to Rukudawa; xxvi. Construction of Kaya Road;
- ▶ Under the NG-Cares programme, the government proposes to finance the implementation of 682 micro-projects in the state's local communities at a total cost of 5.1 billion Naira.
- ▶ 50 special government mega projects across the state at a total cost of 30 Billion Naira.
- ▶ The Agency's Intensive Public Works Department will receive N20,000 monthly for 12 months.
- ▶ In the Livelihood Grants Department, 8,000 small businesses will be supported with N150,000 each to enhance commerce and trade.



## Budget Terminology (Glossary)

**BUDGET** - government's financial plan for a year developed by the government presenting its anticipated sources of financing (revenues, borrowings, or cash drawdown) and proposed expenditures.

**REVENUES** - the total amount of money that the Government receives for its activities from both domestic and external sources.

**TAX REVENUE** - revenue from compulsory, non-refundable, and non-exchange-related contributions collected by the State; the total amount of money that the government receives from taxation.

**NON-TAX REVENUE** - income earned by the government from sources other than taxes (e.g. income from monopolies and holdings, financial investments, repayment of loans, penalties, etc.).

**GRANTS** - financial assistance given to the government by development partners and does not have to be paid back.

**BUDGET DEFICIT** - a situation where government revenues are lower than its expenses.

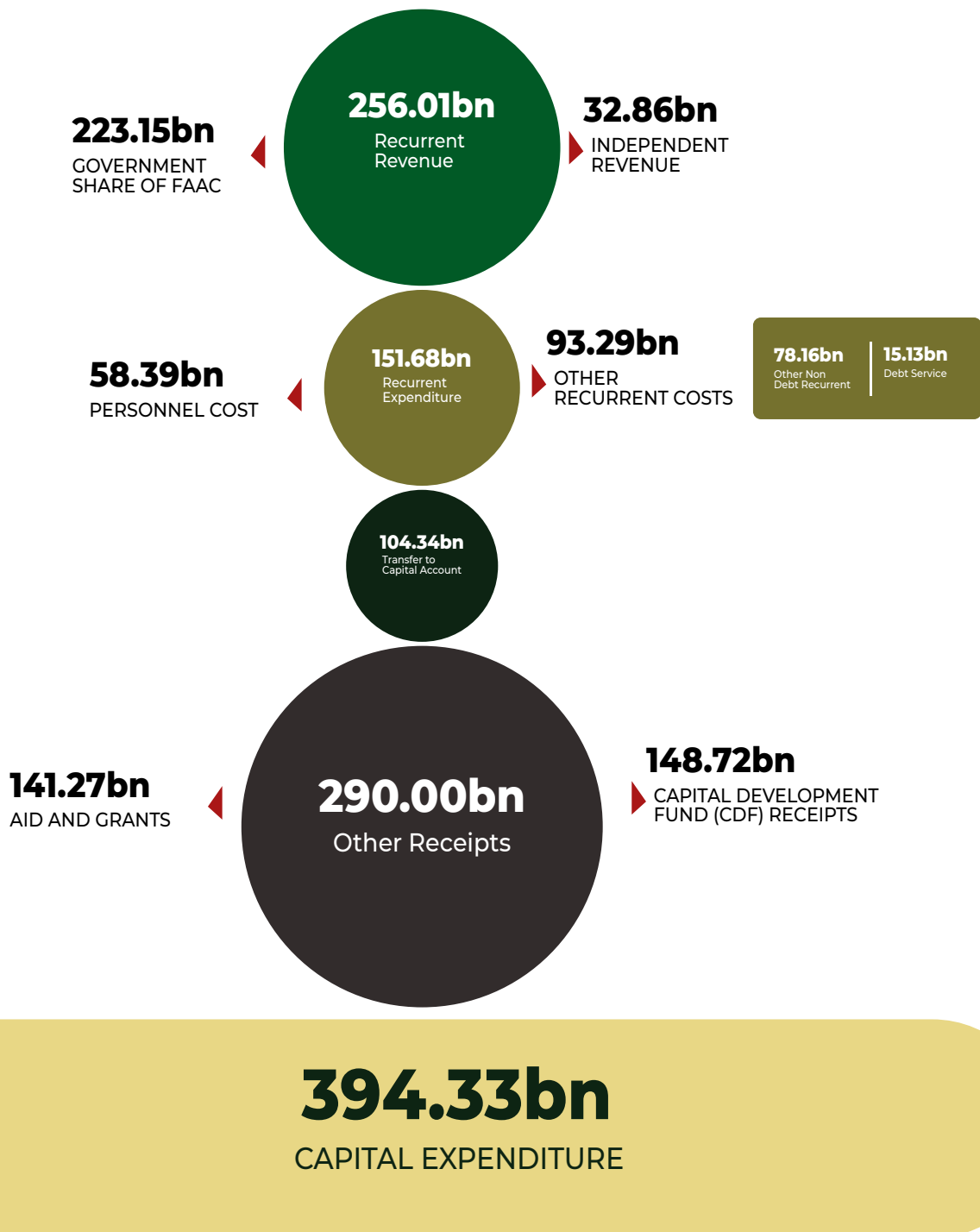

**GDP** - the monetary value of all the finished goods and services produced within a country's borders in a specific period.

**INFLATION** - the rate at which the general level of prices for goods and services is rising.

**EXPENDITURE** - all government consumption, investment, and transfer payments.


# Zamfara State Government 2025 Approved Budget Summary

Unit in Naira



# Budget Framework

Unit in Naira



# Total Revenue (including Capital Receipts) by Administrative Classification

Unit in Naira

## Total Revenue

# 546.01bn



**141.27bn**  
AID AND GRANTS



**148.72bn**  
CAPITAL DEVELOPMENT FUND (CDF) RECEIPTS



**233.15bn**  
GOVERNMENT SHARE OF FAAC

## Sector

ADMINISTRATIVE SECTOR

25.45bn

ECONOMIC SECTOR

475.70bn

LAW AND JUSTICE SECTOR

179.85bn

SOCIAL SECTOR

44.68bn

## Top 5 Revenue Generating MDAs



**23.76bn**  
MINISTRY OF FINANCE



**5.15bn**  
GOVERNMENT HOUSE ADMINISTRATION



**972.10m**  
MINISTRY OF WORKS AND INFRASTRUCTURE



**638.80m**  
MINISTRY OF HOUSING AND URBAN DEVELOPMENT

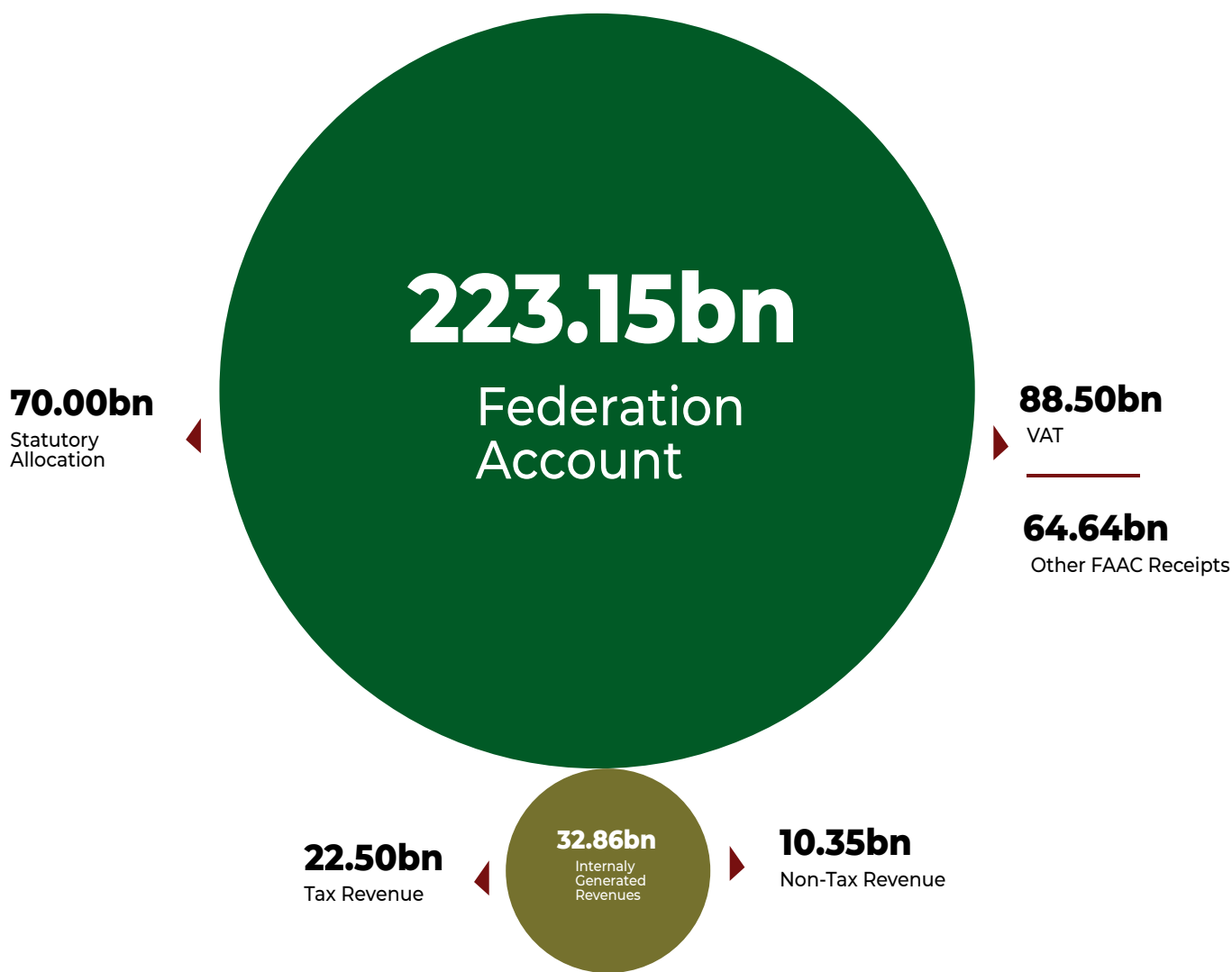


**550.18m**  
MINISTRY OF EDUCATION, SCIENCE AND TECHNOLOGY

# Revenue

Unit in Naira

Total Revenue  
**546.01bn**



# Total Expenditure by Administrative Classification

Unit in Naira

## Total Expenditure

# 546.01bn

### Sector

ADMINISTRATIVE SECTOR	113.85bn
ECONOMIC SECTOR	253.24bn
LAW AND JUSTICE SECTOR	8.75bn
SOCIAL SECTOR	170.16bn

### Expenditure by Planning sector

General Government Administration including Security	113.85bn
Infrastructure	108.81bn
Education	79.66bn
Health	64.12bn
Budget and Planning	57.39bn
Agriculture	34.71bn
Finance and Economic Planning	32.33bn
Others	18.59bn
Commerce and industry	15.29bn
Law and Justice	8.75bn
Environment	7.05bn
Women, Youth and Sports	5.43bn

### Top 5 Major Spending MDAs



## 108.81bn

MINISTRY OF WORKS AND INFRASTRUCTURE



## 79.66bn

MINISTRY OF EDUCATION, SCIENCE AND TECHNOLOGY



## 64.12bn

MINISTRY OF HEALTH



## 57.39bn

MINISTRY OF BUDGET AND PLANNING



## 34.71bn

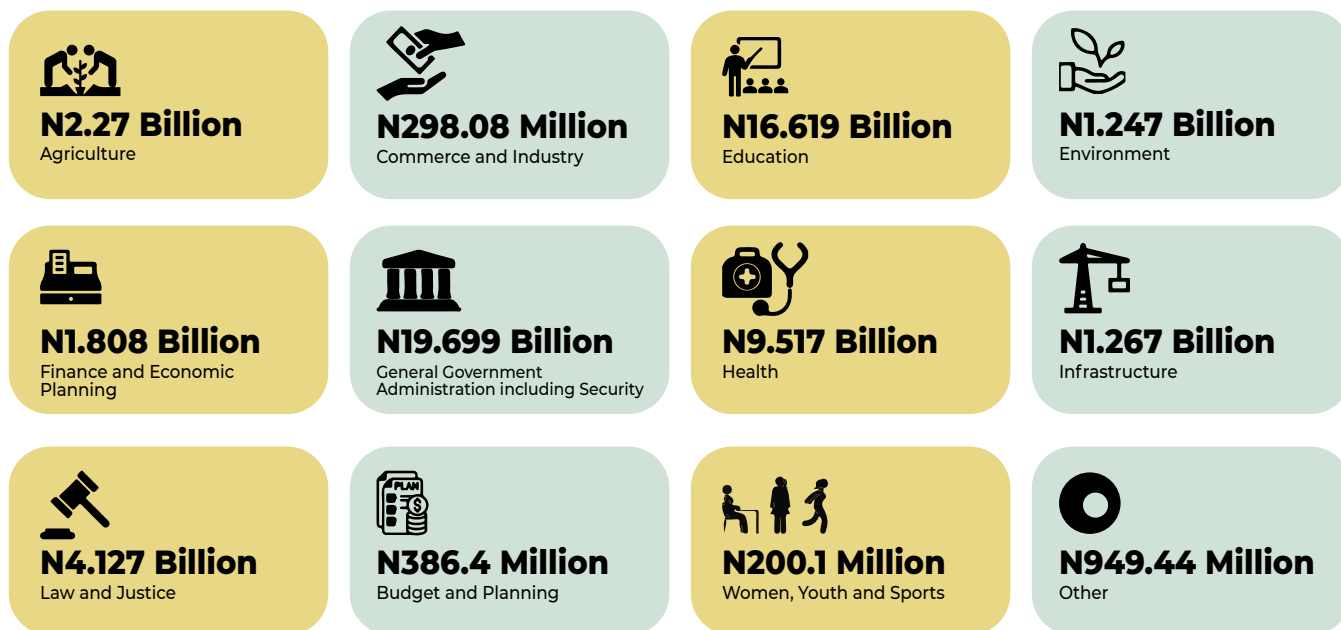
MINISTRY OF AGRICULTURE



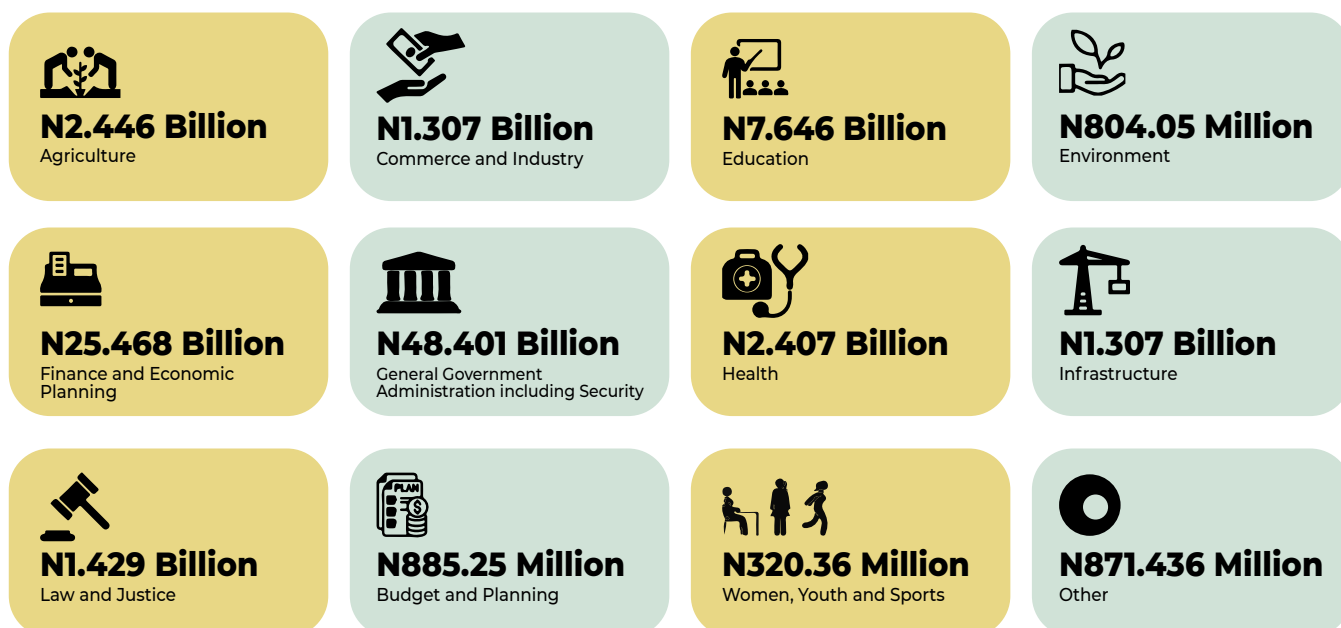
# Expenditure

Unit in Naira

## Personnel Expenditure by Sector




## Other Recurrent Expenditure by Sector




# Expenditure

Unit in Naira

## Capital Expenditure by Sector



## Total Expenditure



# Which ministries will be spending the money and on what?

Unit in Naira

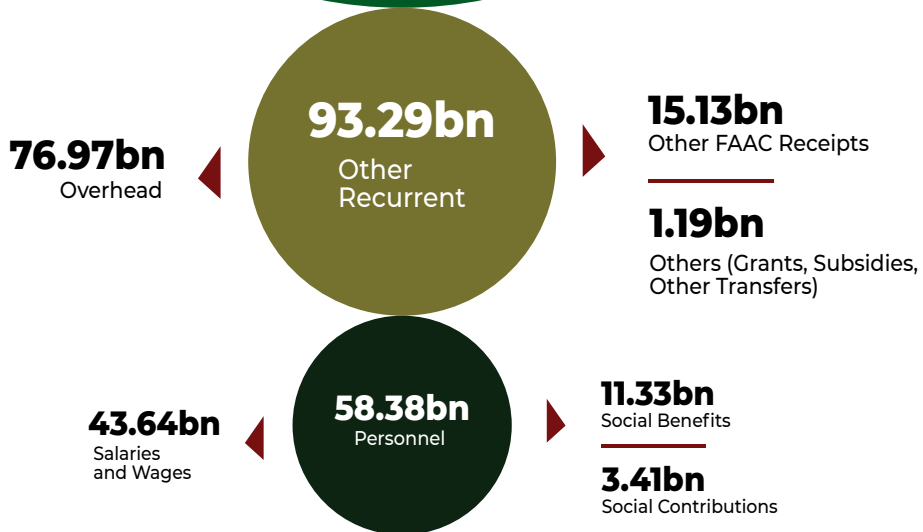
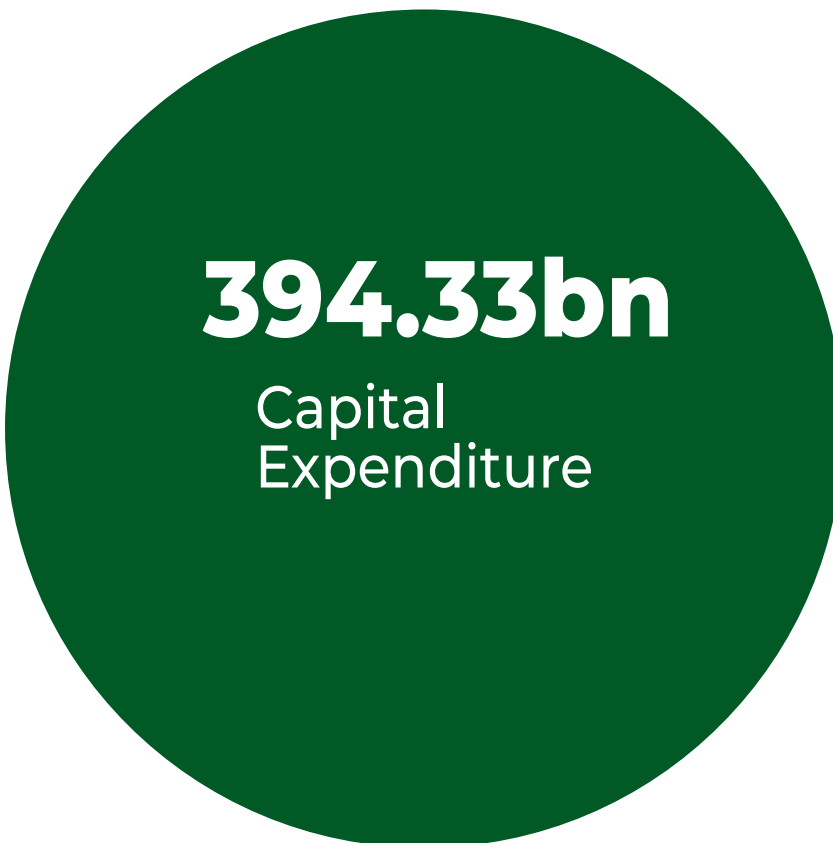
MINISTRY OF WORKS AND INFRASTRUCTURE	108,813,735,000.00
MINISTRY OF EDUCATION, SCIENCE AND TECHNOLOGY	79,664,806,461.04
MINISTRY OF HEALTH	64,124,702,098.96
MINISTRY OF BUDGET AND PLANNING	57,391,650,000.00
MINISTRY OF AGRICULTURE	34,716,018,000.00
MINISTRY OF FINANCE	32,325,553,000.00
MINISTRY OF INTERNAL SECURITY AND HOME AFFAIRS	32,288,070,000.00
OFFICE OF THE SECRETARY TO THE STATE GOVERNMENT	29,038,890,000.00
GOVERNMENT HOUSE ADMINISTRATION	19,838,112,440.00
MINISTRY OF COMMERCE, INDUSTRY & TOURISM	15,295,340,000.00
HEAD OF CIVIL SERVICE	15,048,686,000.00
MINISTRY OF YOUTH AND SPORTS DEVELOPMENT	10,678,150,000.00
JUDICIARY	7,348,830,000.00
MINISTRY OF ENVIRONMENT AND NATURAL RESOURCES	7,050,880,000.00
MINISTRY FOR RELIGIOUS AFFAIRS	6,199,970,000.00
MINISTRY OF WOMEN AND SOCIAL DEVELOPMENT	5,425,460,000.00
MINISTRY OF INFORMATION AND CULTURE	5,252,320,000.00
MINISTRY OF HOUSING AND URBAN DEVELOPMENT	4,697,326,000.00
STATE ASSEMBLY	4,640,920,000.00
MINISTRY FOR LOCAL GOVERNMENT AND CHIEFTAINCY	3,220,400,000.00
MINISTRY OF JUSTICE	1,406,630,000.00
AUDITOR GENERAL	476,036,000.00
ZAMFARA STATE INDEPENDENT ELECTORAL COMMISSION	429,420,000.00
LOCAL GOVERNMENT SERVICE COMMISSION	379,850,000.00
CIVIL SERVICE COMMISSION	262,820,000.00

# Expenditure

Unit in Naira

Total Expenditure

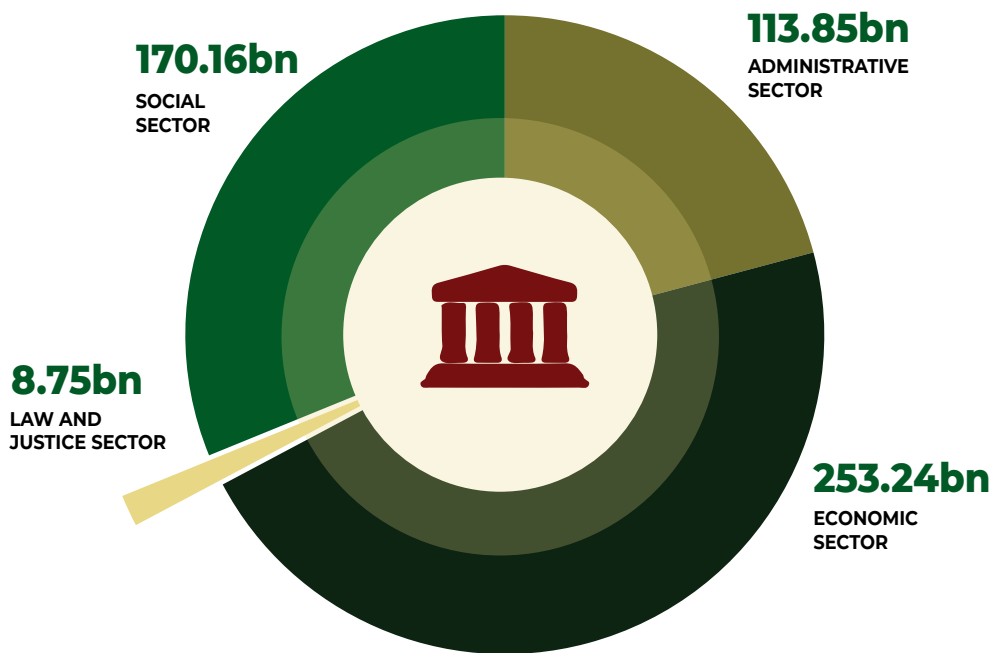
# 546.01bn



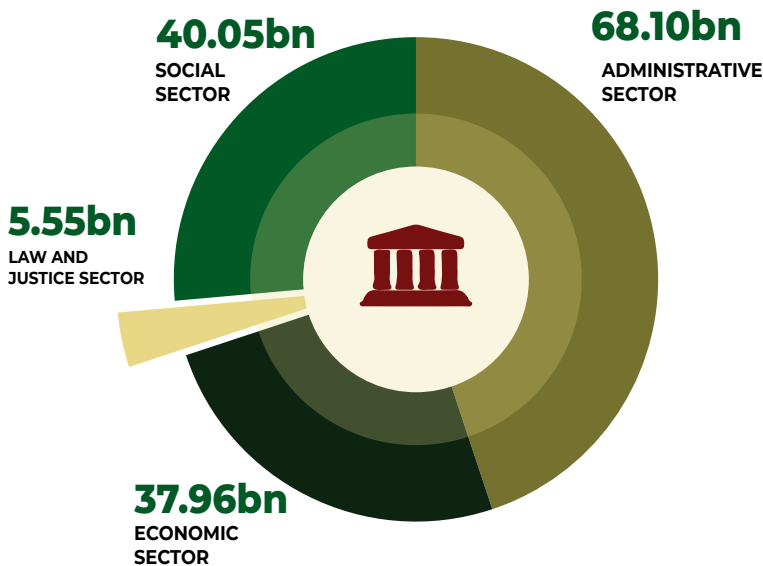
# How much have we allocated to each of the main Sectors of Government, and for what?

Unit in Naira

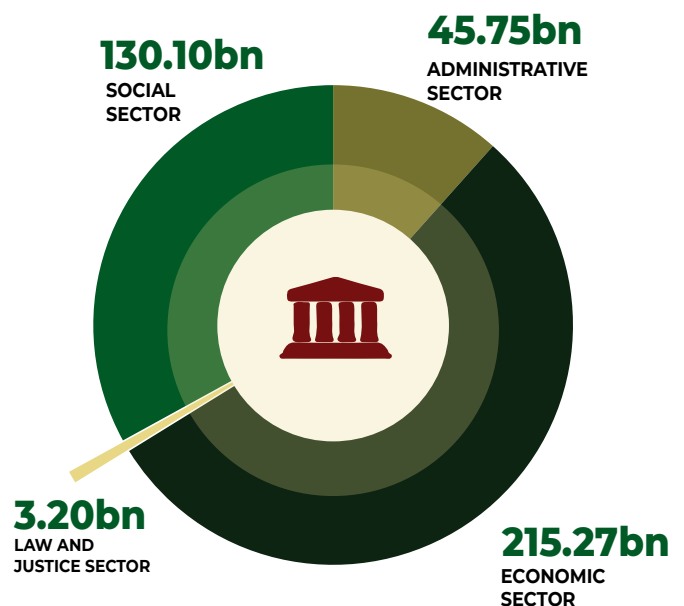
## Total Expenditure by Sector



## Total Recurrent Expenditure by Sector



## Capital Expenditure by Sector

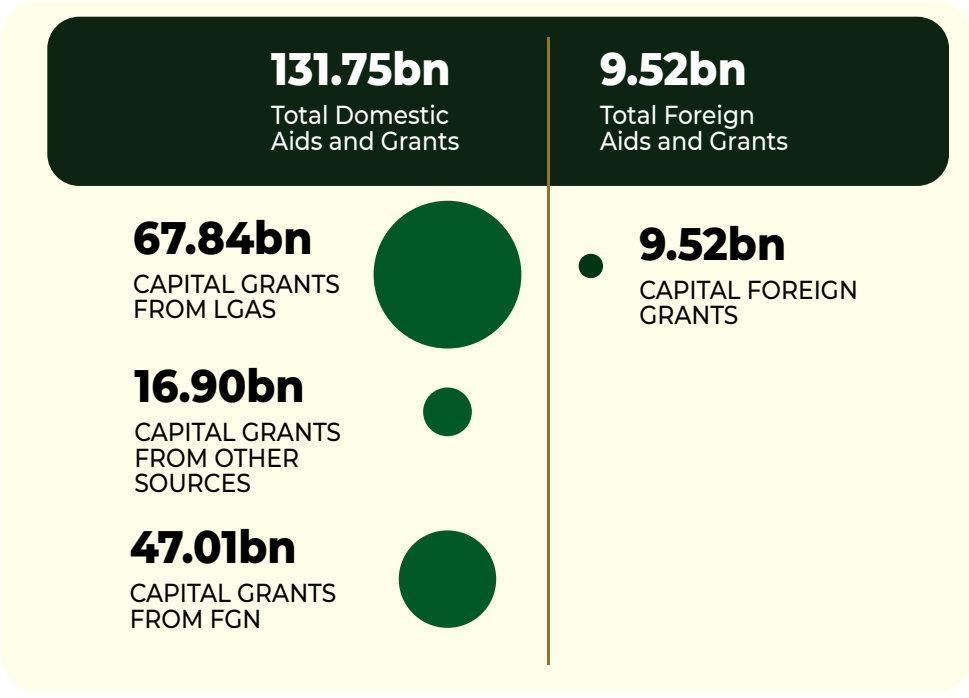


# Grants and Capital Development Funds (CDF)

Unit in Naira


## Total Aids and Grants

# 141.27bn



## Capital Development Fund

# 148.72bn



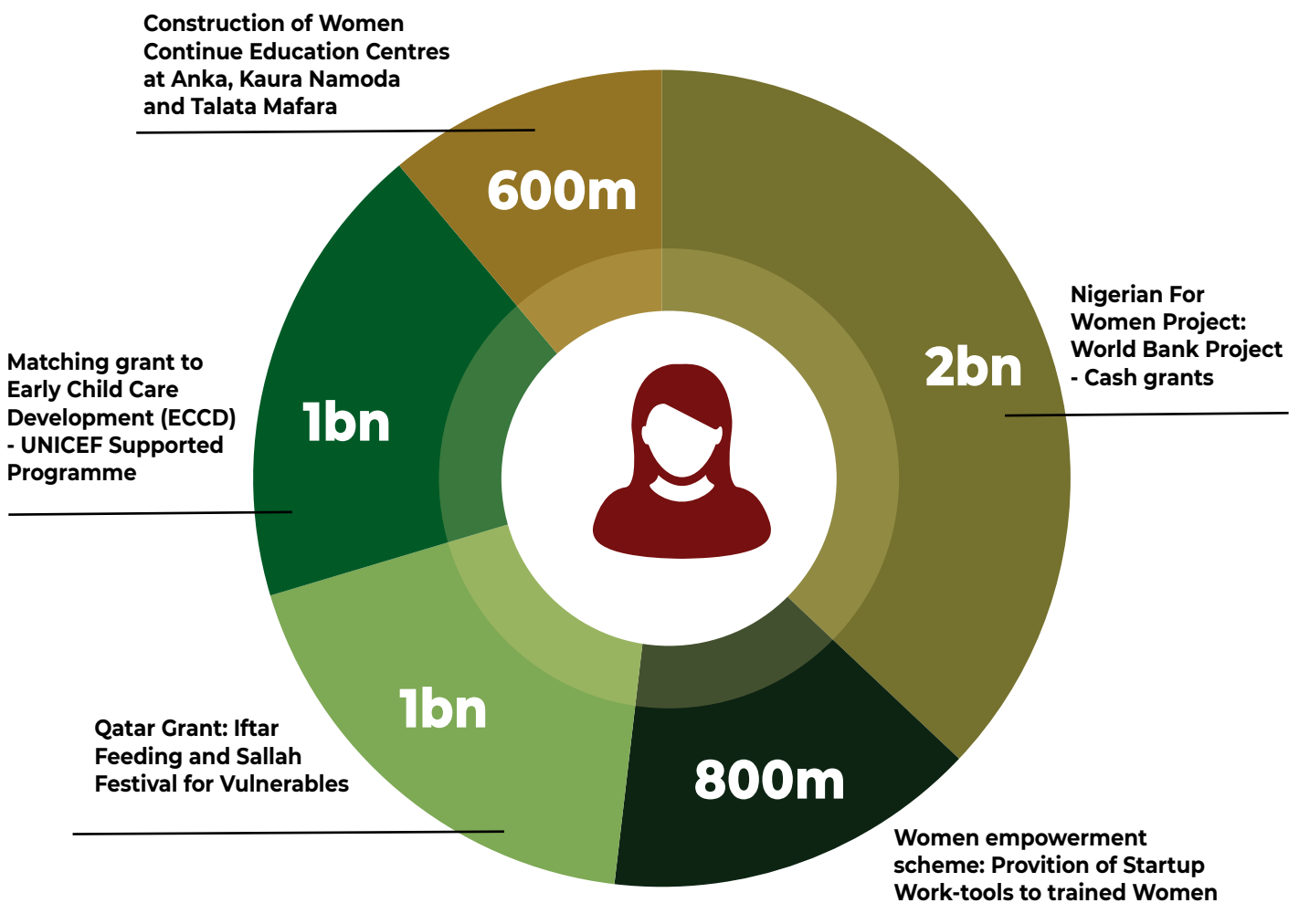
# Allocation to Gender, Equity and Social Inclusion responsive Projects

Unit in Naira

## Total Value of GESI Responsive Projects

# 8.41bn

## Top 5 GESI Projects



## How do our Revenue Estimate for 2025 compare to what we budgeted and actually collected in 2024?

Unit in Naira

Revenue	2025 Budget	2024 Original Budget		2024 Revised Budget	
		Provision	% Increase/Decrease in 2025 Budget	Provision	% Increase/Decrease in 2025 Budget
Recurrent Revenue	256,014,575,000.00	163,465,005,000.00	56.62%	204,799,655,000.00	25.01%
GOVERNMENT SHARE OF FAAC	223,150,000,000.00	107,930,230,000.00	106.75%	172,030,230,000.00	29.72%
INDEPENDENT REVENUE	32,864,575,000.00	55,534,775,000.00	-40.82%	32,769,425,000.00	0.29%
Other Receipts	290,000,000,000.00	263,098,666,000.00	10.22%	232,198,666,000.00	24.89%
AID AND GRANTS	141,272,384,000.00	133,171,050,000.00	6.08%	194,198,666,000.00	-27.25%
CAPITAL DEVELOPMENT FUND (CDF) RECEIPTS	148,727,616,000.00	129,927,616,000.00	14.47%	38,000,000,000.00	291.39%
Total Revenue (including OB)	546,014,575,000.00	426,563,671,000.00	28.00%	436,998,321,000.00	24.95%

## How do our Expenditure Estimate for 2025 compare to what we budgeted and actually collected in 2024?

Expenditure	2025 Budget	2024 Original Budget		2024 Revised Budget	
		Provision	% Increase/Decrease in 2025 Budget	Provision	% Increase/Decrease in 2025 Budget
Recurrent Expenditure	151,680,000,000.00	118,358,079,515.00	28.15%	144,391,321,000.00	5.05%
PERSONNEL COST	58,386,834,000.00	35,579,537,000.00	64.10%	44,101,833,000.00	32.39%
OTHER RECURRENT COSTS, of which:	93,293,166,000.00	82,778,542,515.00	12.70%	100,289,488,000.00	-6.98%
Other Non Debt Recurrent	78,159,166,000.00	66,942,278,786.00	16.76%	83,553,224,271.00	-6.46%
Debt Service	15,134,000,000.00	15,836,263,729.00	-4.43%	16,736,263,729.00	-9.57%
Transfer to Capital Account	104,334,575,000.00	45,106,925,485.00	131.31%	60,408,334,000.00	72.72%
CAPITAL EXPENDITURE	394,334,575,000.00	308,205,591,485.00	27.95%	292,607,000,000.00	34.77%
Total Expenditure	546,014,575,000.00	426,563,671,000.00	28.00%	436,998,321,000.00	24.95%



# How much have we allocated to each Ministry in 2025 for Recurrent Expenditure compared to what they were allocated and what they actually spent in 2024?

Unit in Naira

Recurrent Expenditure by Ministry (Top Spending Ministries)	2025 Budget	2024 Original Budget		2024 Revised Budget	
		Provision	% Increase/ Decrease in 2025 Budget	Provision	% Increase/ Decrease in 2025 Budget
GOVERNMENT HOUSE ADMINISTRATION	16,539,112,440.00	19,493,028,750.00	-15.15%	31,399,478,750.00	-47.33%
STATE ASSEMBLY	2,340,920,000.00	2,375,662,694.64	-1.46%	2,244,862,694.64	4.28%
MINISTRY OF INFORMATION AND CULTURE	2,146,320,000.00	2,020,015,297.36	6.25%	1,649,365,297.36	30.13%
MINISTRY OF INTERNAL SECURITY AND HOME AFFAIRS	19,288,070,000.00	603,860,000.00	3094.13%	986,860,000.00	1854.49%
HEAD OF CIVIL SERVICE	14,608,686,000.00	8,156,200,000.00	79.11%	13,338,800,000.00	9.52%
AUDITOR GENERAL	476,036,000.00	402,550,000.00	18.26%	393,150,000.00	21.08%
CIVIL SERVICE COMMISSION	162,820,000.00	101,810,000.00	59.93%	205,310,000.00	-20.70%
ZAMFARA STATE INDEPENDENT ELECTORAL COMMISSION	274,420,000.00	1,328,900,000.00	-79.35%	2,432,900,000.00	-88.72%
LOCAL GOVERNMENT SERVICE COMMISSION	319,850,000.00	414,300,000.00	-22.80%	257,900,000.00	24.02%
OFFICE OF THE SECRETARY TO THE STATE GOVERNMENT	9,003,890,000.00	11,843,200,021.00	-23.97%	10,035,450,021.00	-10.28%
MINISTRY FOR RELIGIOUS AFFAIRS	2,939,970,000.00	2,810,300,000.00	4.61%	1,967,700,484.00	49.41%
MINISTRY OF AGRICULTURE	4,716,018,000.00	1,569,000,000.00	200.57%	2,159,420,000.00	118.39%
MINISTRY OF FINANCE	27,275,553,000.00	25,793,993,729.00	5.74%	25,434,243,730.00	7.24%
MINISTRY OF COMMERCE, INDUSTRY & TOURISM	1,605,340,000.00	1,174,935,000.00	36.63%	1,068,935,000.00	50.18%
MINISTRY OF WORKS AND INFRASTRUCTURE	2,574,160,000.00	2,208,594,515.00	16.55%	2,562,279,515.00	0.46%
MINISTRY OF BUDGET AND PLANNING	1,271,650,000.00	870,150,000.00	46.14%	1,097,800,000.00	15.84%
MINISTRY OF HOUSING AND URBAN DEVELOPMENT	522,326,000.00	352,620,000.00	48.13%	556,420,000.00	-6.13%
JUDICIARY	4,188,830,000.00	2,847,150,000.00	47.12%	3,144,050,000.00	33.23%
MINISTRY OF JUSTICE	1,366,630,000.00	933,450,000.00	46.41%	1,553,950,000.00	-12.05%
MINISTRY OF YOUTH AND SPORTS DEVELOPMENT	1,078,150,000.00	317,690,000.00	239.37%	679,990,000.00	58.55%
MINISTRY OF WOMEN AND SOCIAL DEVELOPMENT	520,460,000.00	582,975,000.00	-10.72%	581,525,000.00	-10.50%
MINISTRY OF EDUCATION, SCIENCE AND TECHNOLOGY	24,264,806,461.04	18,514,487,508.00	31.06%	27,149,577,508.00	-10.63%
MINISTRY OF HEALTH	11,924,702,098.96	11,252,370,000.00	5.98%	10,983,116,000.00	8.57%
MINISTRY OF ENVIRONMENT AND NATURAL RESOURCES	2,050,880,000.00	2,308,837,000.00	-11.17%	2,239,437,000.00	-8.42%
MINISTRY FOR LOCAL GOVERNMENT AND CHIEFTAINCY	220,400,000.00	82,000,000.00	168.78%	268,800,000.00	-18.01%
<b>Total Expenditure</b>	<b>151,680,000,000.00</b>	<b>118,358,079,515.00</b>	<b>28.15%</b>	<b>144,391,321,000.00</b>	<b>5.05%</b>

# How much have we allocated to each Ministry in 2025 for Capital Expenditure compared to what they were allocated and what they actually spent in 2024?

Unit in Naira

Capital Expenditure by Ministry (Top Spending Ministries)	2025 Budget	2024 Original Budget		2024 Revised Budget	
		Provision	% Increase/ Decrease in 2025 Budget	Provision	% Increase/ Decrease in 2025 Budget
GOVERNMENT HOUSE ADMINISTRATION	3,299,000,000.00	2,174,500,000.00	51.71%	5,274,500,000.00	-37.45%
STATE ASSEMBLY	2,300,000,000.00	1,450,000,000.00	58.62%	1,000,000,000.00	130.00%
MINISTRY OF INFORMATION AND CULTURE	3,106,000,000.00	1,329,000,000.00	133.71%	1,140,000,000.00	172.46%
MINISTRY OF INTERNAL SECURITY AND HOME AFFAIRS	13,000,000,000.00	13,100,000,000.00	-0.76%	800,000,000.00	1525.00%
HEAD OF CIVIL SERVICE	440,000,000.00	200,000,000.00	120.00%	150,000,000.00	193.33%
AUDITOR GENERAL	-	-		-	
CIVIL SERVICE COMMISSION	100,000,000.00	-		320,000,000.00	-68.75%
ZAMFARA STATE INDEPENDENT ELECTORAL COMMISSION	155,000,000.00	75,000,000.00	106.67%	3,125,000,000.00	-95.04%
LOCAL GOVERNMENT SERVICE COMMISSION	60,000,000.00	35,000,000.00	71.43%	45,000,000.00	33.33%
OFFICE OF THE SECRETARY TO THE STATE GOVERNMENT	20,035,000,000.00	3,710,000,000.00	440.03%	9,940,000,000.00	101.56%
MINISTRY FOR RELIGIOUS AFFAIRS	3,260,000,000.00	420,000,000.00	676.19%	1,420,000,000.00	129.58%
MINISTRY OF AGRICULTURE	30,000,000,000.00	36,252,000,000.00	-17.25%	12,177,000,000.00	146.37%
MINISTRY OF FINANCE	5,050,000,000.00	8,622,000,000.00	-41.43%	15,429,000,000.00	-67.27%
MINISTRY OF COMMERCE, INDUSTRY & TOURISM	13,690,000,000.00	2,420,000,000.00	465.70%	5,360,120,445.38	155.40%
MINISTRY OF WORKS AND INFRASTRUCTURE	106,239,575,000.00	90,702,291,485.00	17.13%	95,832,291,485.00	10.86%
MINISTRY OF BUDGET AND PLANNING	56,120,000,000.00	56,190,000,000.00	-0.12%	57,370,000,000.00	-2.18%
MINISTRY OF HOUSING AND URBAN DEVELOPMENT	4,175,000,000.00	20,374,000,000.00	-79.51%	10,579,000,000.00	-60.54%
JUDICIARY	3,160,000,000.00	2,560,500,000.00	23.41%	1,460,500,000.00	116.36%
MINISTRY OF JUSTICE	40,000,000.00	260,000,000.00	-84.62%	426,000,000.00	-90.61%
MINISTRY OF YOUTH AND SPORTS DEVELOPMENT	9,600,000,000.00	4,650,000,000.00	106.45%	2,690,000,000.00	256.88%
MINISTRY OF WOMEN AND SOCIAL DEVELOPMENT	4,905,000,000.00	3,440,000,000.00	42.59%	2,140,000,000.00	129.21%
MINISTRY OF EDUCATION, SCIENCE AND TECHNOLOGY	55,400,000,000.00	32,856,300,000.00	68.61%	19,506,300,000.00	184.01%
MINISTRY OF HEALTH	52,200,000,000.00	20,670,000,000.00	152.54%	35,777,288,069.62	45.90%
MINISTRY OF ENVIRONMENT AND NATURAL RESOURCES	5,000,000,000.00	5,765,000,000.00	-13.27%	9,695,000,000.00	-48.43%
MINISTRY FOR LOCAL GOVERNMENT AND CHIEFTAINCY	3,000,000,000.00	950,000,000.00	215.79%	950,000,000.00	215.79%
<b>Total Expenditure</b>	<b>394,334,575,000.00</b>	<b>308,205,591,485.00</b>	<b>27.95%</b>	<b>292,607,000,000.00</b>	<b>34.77%</b>

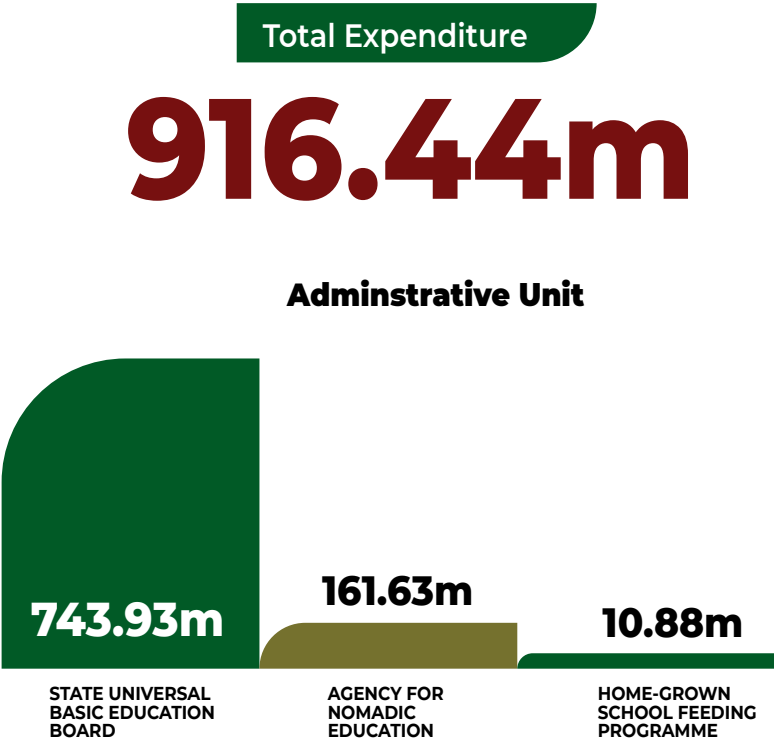
# Total Expenditure by Ministry (Top Spending Ministries)

Unit in Naira

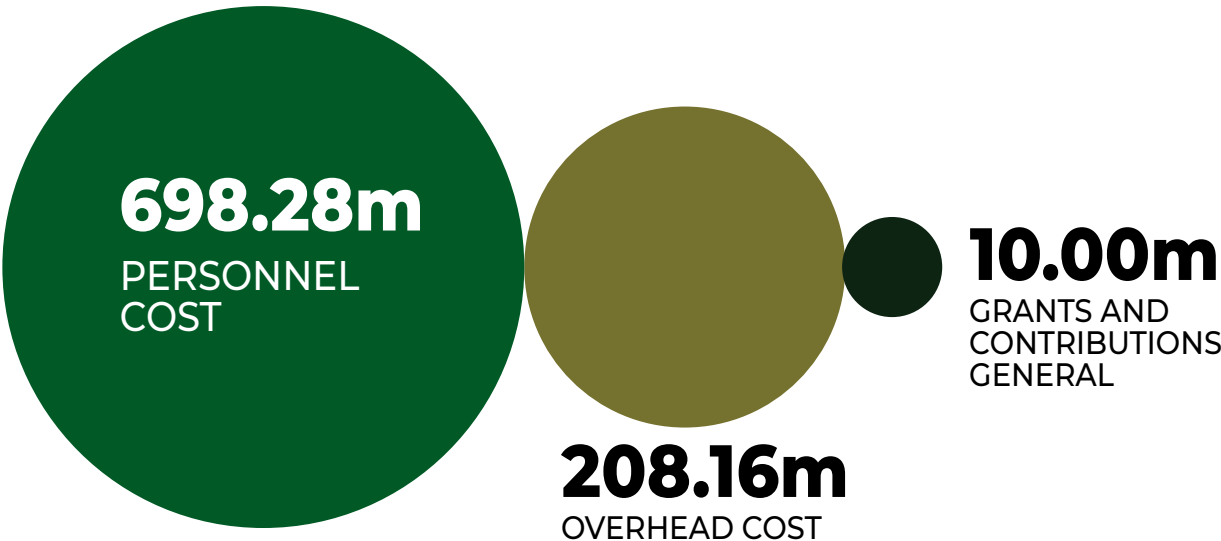
Total Expenditure by Ministry (Top Spending Ministries)	2025 Budget	2024 Original Budget		2024 Revised Budget	
		Provision	% Increase/Decrease in 2025 Budget	Provision	% Increase/Decrease in 2025 Budget
GOVERNMENT HOUSE ADMINISTRATION	19,838,112,440.00	21,667,528,750.00	-8.44%	36,673,978,750.00	-45.91%
STATE ASSEMBLY	4,640,920,000.00	3,825,662,694.64	21.31%	3,244,862,694.64	43.02%
MINISTRY OF INFORMATION AND CULTURE	5,252,320,000.00	3,349,015,297.36	56.83%	2,789,365,297.36	88.30%
MINISTRY OF INTERNAL SECURITY AND HOME AFFAIRS	32,288,070,000.00	13,703,860,000.00	135.61%	1,786,860,000.00	1706.97%
HEAD OF CIVIL SERVICE	15,048,686,000.00	8,356,200,000.00	80.09%	13,488,800,000.00	11.56%
AUDITOR GENERAL	476,036,000.00	402,550,000.00	18.26%	393,150,000.00	21.08%
CIVIL SERVICE COMMISSION	262,820,000.00	101,810,000.00	158.15%	525,310,000.00	-49.97%
ZAMFARA STATE INDEPENDENT ELECTORAL COMMISSION	429,420,000.00	1,403,900,000.00	-69.41%	5,557,900,000.00	-92.27%
LOCAL GOVERNMENT SERVICE COMMISSION	379,850,000.00	449,300,000.00	-15.46%	302,900,000.00	25.40%
OFFICE OF THE SECRETARY TO THE STATE GOVERNMENT	29,038,890,000.00	15,553,200,021.00	86.71%	19,975,450,021.00	45.37%
MINISTRY FOR RELIGIOUS AFFAIRS	6,199,970,000.00	3,230,300,000.00	91.93%	3,387,700,484.00	83.01%
MINISTRY OF AGRICULTURE	34,716,018,000.00	37,821,000,000.00	-8.21%	14,336,420,000.00	142.15%
MINISTRY OF FINANCE	32,325,553,000.00	34,415,993,729.00	-6.07%	40,863,243,730.00	-20.89%
MINISTRY OF COMMERCE, INDUSTRY & TOURISM	15,295,340,000.00	3,594,935,000.00	325.47%	6,429,055,445.38	137.91%
MINISTRY OF WORKS AND INFRASTRUCTURE	108,813,735,000.00	92,910,886,000.00	17.12%	98,394,571,000.00	10.59%
MINISTRY OF BUDGET AND PLANNING	57,391,650,000.00	57,060,150,000.00	0.58%	58,467,800,000.00	-1.84%
MINISTRY OF HOUSING AND URBAN DEVELOPMENT	4,697,326,000.00	20,726,620,000.00	-77.34%	11,135,420,000.00	-57.82%
JUDICIARY	7,348,830,000.00	5,407,650,000.00	35.90%	4,604,550,000.00	59.60%
MINISTRY OF JUSTICE	1,406,630,000.00	1,193,450,000.00	17.86%	1,979,950,000.00	-28.96%
MINISTRY OF YOUTH AND SPORTS DEVELOPMENT	10,678,150,000.00	4,967,690,000.00	114.95%	3,369,990,000.00	216.86%
MINISTRY OF WOMEN AND SOCIAL DEVELOPMENT	5,425,460,000.00	4,022,975,000.00	34.86%	2,721,525,000.00	99.35%
MINISTRY OF EDUCATION, SCIENCE AND TECHNOLOGY	79,664,806,461.04	51,370,787,508.00	55.08%	46,655,877,508.00	70.75%
MINISTRY OF HEALTH	64,124,702,098.96	31,922,370,000.00	100.88%	46,760,404,069.62	37.13%
MINISTRY OF ENVIRONMENT AND NATURAL RESOURCES	7,050,880,000.00	8,073,837,000.00	-12.67%	11,934,437,000.00	-40.92%
MINISTRY FOR LOCAL GOVERNMENT AND CHIEFTAINCY	3,220,400,000.00	1,032,000,000.00	212.05%	1,218,800,000.00	164.23%
<b>Total Expenditure</b>	<b>546,014,575,000.00</b>	<b>426,563,671,000.00</b>	<b>28.00%</b>	<b>436,998,321,000.00</b>	<b>24.95%</b>

# Basic Education Expenditure by Administrative Classification

Unit in Naira

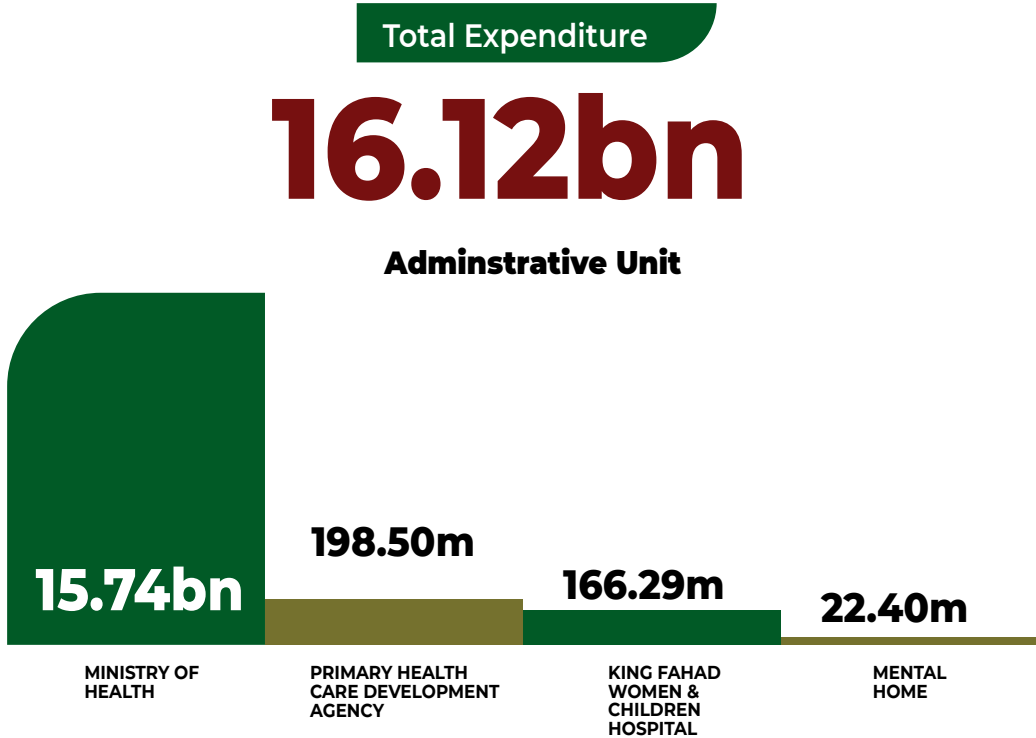


# Basic Education Expenditure by Economic Classification

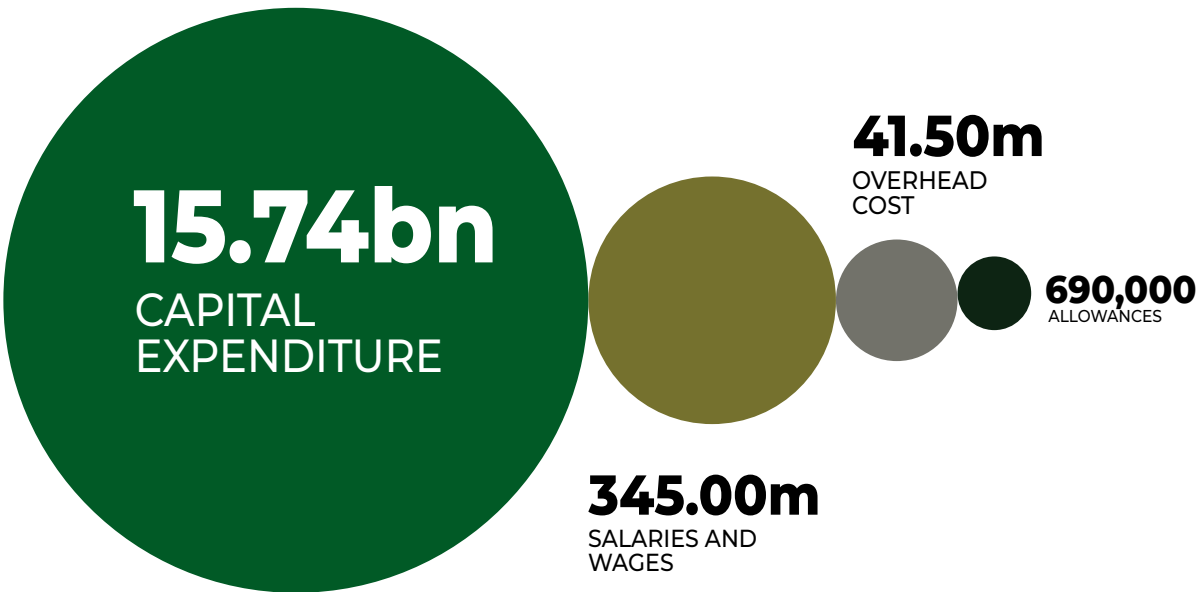


# Primary Health Expenditure by Administrative Classification

Unit in Naira




# Basic Education Expenditure by Economic Classification



# Primary Health Capital Expenditure by Project

Unit in Naira

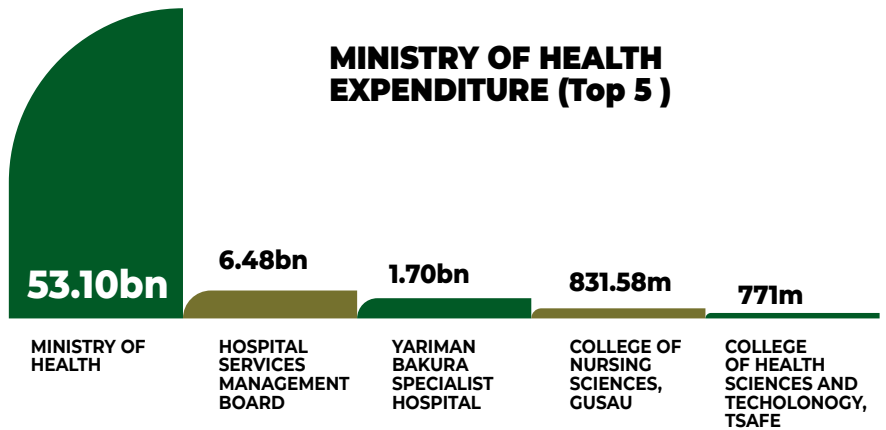
## Top 5 projects



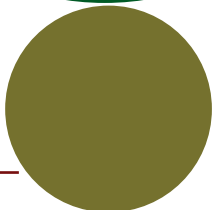
# Health

## Total Expenditure

# 64.12bn



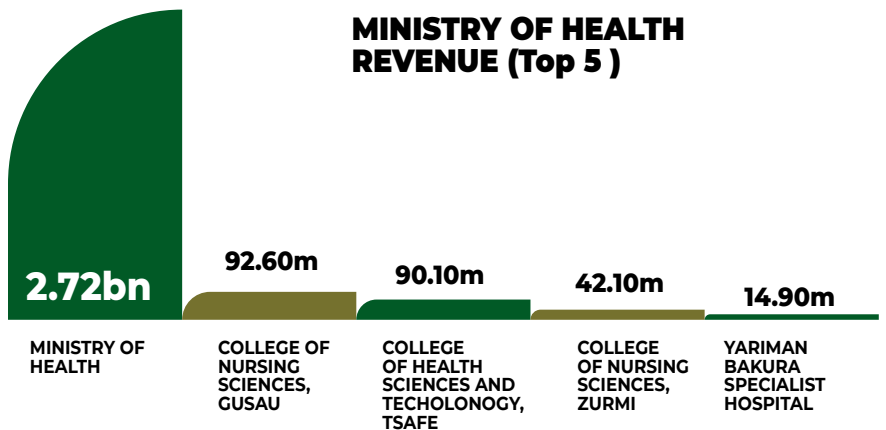
**9.34bn**  
Personnel



**2.40bn**  
Overhead




**167.67m**  
Social Contribution



# Education

## Total Expenditure

# 79.66bn

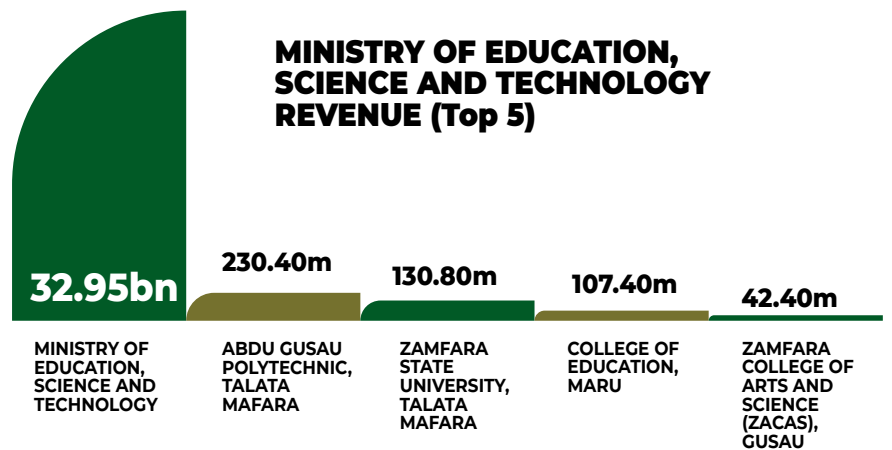
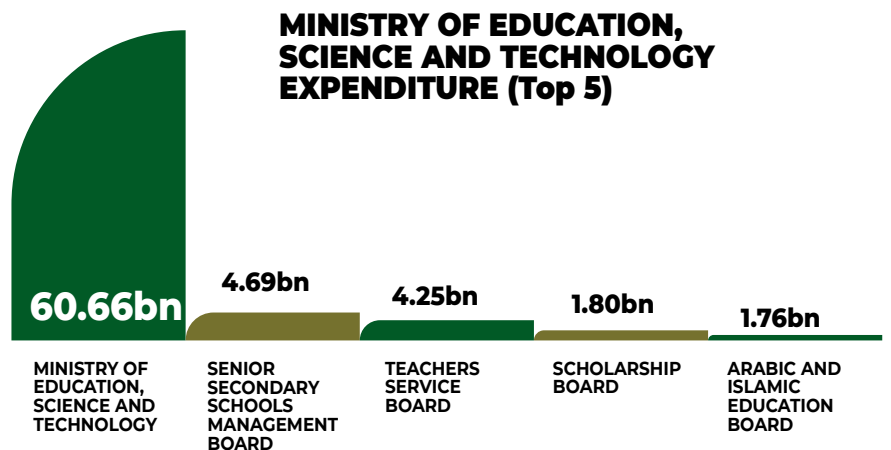


**16.38bn**  
Personnel

**7.63bn**  
Overhead

**229.82m**  
Social Contribution

**10.00m**  
Other Recurrent







Contact:

**ZAMFARA STATE GOVERNMENT  
MINISTRY OF BUDGET AND PLANNING**

Zamfara State, Nigeria  
No 35, Igbo Road, Gusau, Zamfara State, Nigeria  
+2348034233475  
[info@ministryofbudget.zamfara.gov.ng](mailto:info@ministryofbudget.zamfara.gov.ng)



**ZAMFARA STATE  
GOVERNMENT**